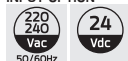




INPUT OPTION



**Specification**

- Designed, Manufactured and Tested according to IEC 60598.
- LM6 Die Cast Aluminium / Extruded Aluminium Housing.
- Stainless steel screws.
- Nano Ceramic surface conversion.
- Double layer coating.
- Safety glass cover.
- Post-cured silicone gasket.
- High quality LED module and driver.
- GFR PA6.6 terminal block.
- Weather proof TPE grommet.
- Installation must be carried out according to the enclosed product manual.

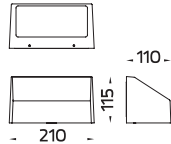
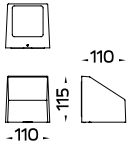
**Available Color**

Black	[replace the last 2 digits of ordering code with 01]
Graphite	[replace the last 2 digits of ordering code with 02]
Dark Grey	[replace the last 2 digits of ordering code with 03]
Aluminium Silver	[replace the last 2 digits of ordering code with 04]
White	[replace the last 2 digits of ordering code with 06]
Wooden Brown	[replace the last 2 digits of ordering code with 07]

# SKUNA

Mini SKUNA1  
Downlight /  
Downlight CVDA

Mini SKUNA2  
Downlight



## Mini SKUNA

### GENERAL WALL LIGHT

Mini SKUNA1 Downlight / 5601

Mini SKUNA1 Downlight CVDA / 5601

Mini SKUNA2 Downlight / 5602


#### Luminaire Performance

350 – 3080 lm

8 – 28 W

44 – 113 lm/W

#### Beam Options



#### Color Temperature

2700K/ 3000K/ 4000K

#### Controller

Integrated driver with On-Off/ DALI control  
24V CV Remote driver with On-Off/ DALI control

#### Accessories



Softening filter



CV Driver