



INTELLIGENT LIGHTING SYSTEMS
FOR ARMORED VEHICLES

PRODUCT CATALOG



ELTAM LIGHTING TECHNOLOGIES

INTELLIGENT LIGHTING SYSTEMS

ABOUT US

ELTAM Lighting Technologies is a leading international manufacturer of intelligent lighting systems and fixtures, and a part of Eltam-Steinitz Lighting Industries. For more than 55 years, ELTAM Lighting Technologies has been in developing and manufacturing intelligent lighting systems for Armored Vehicles, Horticulture and infrastructural applications.

In the beginning of 2001 ELTAM established itself as a leading developer and manufacturer for LED based intelligent lighting systems for Armored Vehicles.

ELTAM Lighting Technologies provides lighting solutions for the leading armored vehicles manufacturers in the world.

Standards

ELTAM complies with the ISO 9001/2015 standard. For Military applications, Eltam complies with the highest MIL-STD requirements for its defense International customers.

In-house R&D and Engineering

ELTAM has a highly experienced R&D team in the fields of electronics, software, mechanics and optics. Along with our off-the-shelf products, we provide our customers with turnkey solutions from design to manufacturing, all in ELTAM Lighting Technologie's facilities.

Our products are designed to have fast and flexible adjustments to fulfill the customer's requirements and the specific vehicle configuration.

Production

ELTAM is a manufacturing company for more than 55 years. All of our products are manufactured in our facilities. The process is managed by our engineering with a strict inspection of our quality assurance department.



OUR PRODUCTS

ELTAM Lighting Technologies provides highly reliable, robust and efficient LED lighting fixtures. Our advanced electronics, controlled by a dedicated firmware, equips our products with a variety of features. These features effectively support the end user in his operational tasks and missions.

Special features supported in our products:

- Dual color (white and Blackout mode)
- Dimming control
- Emergency mode with backup batteries
- LVD (low voltage detection). Indicates low voltage of vehicle's batteries
- Local or central control options
- Input signals enabling on-site configuration and real time triggering
- Daisy chain connection option
- Product customization according the customer's requirements

> Index

262 Series	
Rectangular Dome Light	P. 06
269 Series	
Low Profile Rectangular Dome Light	P. 08
265 Series	
Round Dome Light	P. 10
266 Series	
Low Profile Round Dome Light	P. 12
283 Series	
Compact Dome Light	P. 14
293 Series	
High Intensity Low Profile Dome Light	P. 16
268 Series	
Swivel Dome Light	P. 18
260 Series	
Removable Swivel Dome Light	P. 20
230 Series	
Flexible Task Light	P. 22
270 Series	
Flood Light	P. 24
271 Series	
LED Head Light	P. 26
294 Series	
Rear Light with Tactical Signals	P. 28

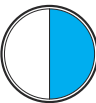
Rectangular Dome Light


262 Series




The LED based dome light is designed to provide general purpose illumination within armored vehicles. Two operation modes are available, White light mode and Blackout light mode, selectable by a 3-state toggle switch with a lockout lever. Light intensity is controllable from 1% to 100%. The product is designed to meet the rigorous requirements of military ground vehicle environments


Features


- 

Dual Color
White and Blackout light selectable through a toggle.
- 

Dimming Control
Dimming is enabled by a potentiometer located on the product.
- 

Vehicle's Battery Monitoring
When the vehicle's battery voltage falls below a predetermined value (default of 21.5V) the system automatically shifts to "low voltage" visual alert.

- 

Backup Battery
Active while mains are disconnected or during vehicle power supply failure event.
- 

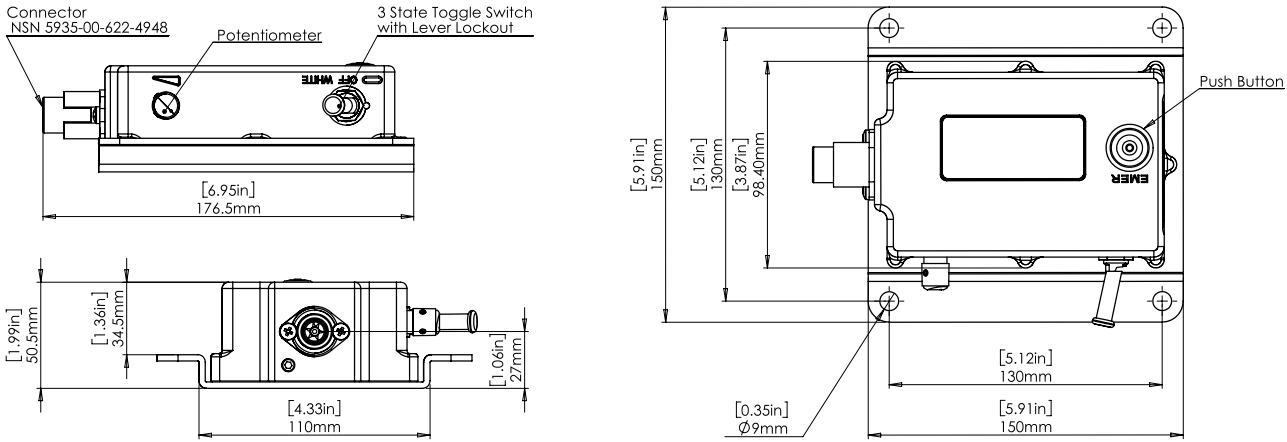
Simple Mounting
Mounted by 4 screw holes located in the base plate

Technical Specification

262 Series	
Input Voltage	16-33VDC (9-16VDC on demand)
Input Current at 24VDC	250mA
Power Consumption at 24VDC	6 Watts
Input Over Voltage Protection	Included
Input Reverse Voltage Protection	Included
Built-In EMI RFI Filter, Low Noise	MIL-STD-461E
Light Source	LEDs
White Light Output (at 1 meter)	Typical 130 Lux @ Center
White CCT	4000K / 5700K
Blackout Color	Blue / Red / Green / Other
Light Beam Angle	100°
Intensity Control (White & Blackout)	1-100%
Operating Temperature Range	-40°C to +71°C
Dimensions	175×150×51mm 6.9×5.9×2.0in
Weight	980g (2.15lbs)
Basic Receptacle Pin-out	NSN 5935-00-622-4948

Basic PIN Functional Description

A (+) 28V
B (-) Return
Remark: Return is Achieved by connecting 4 supporting case holes to the vehicle's chassis



P/N: **262XXX**
Series Configuration

For your specific configuration, please contact us.

Low Profile Rectangular Dome Light

269 Series



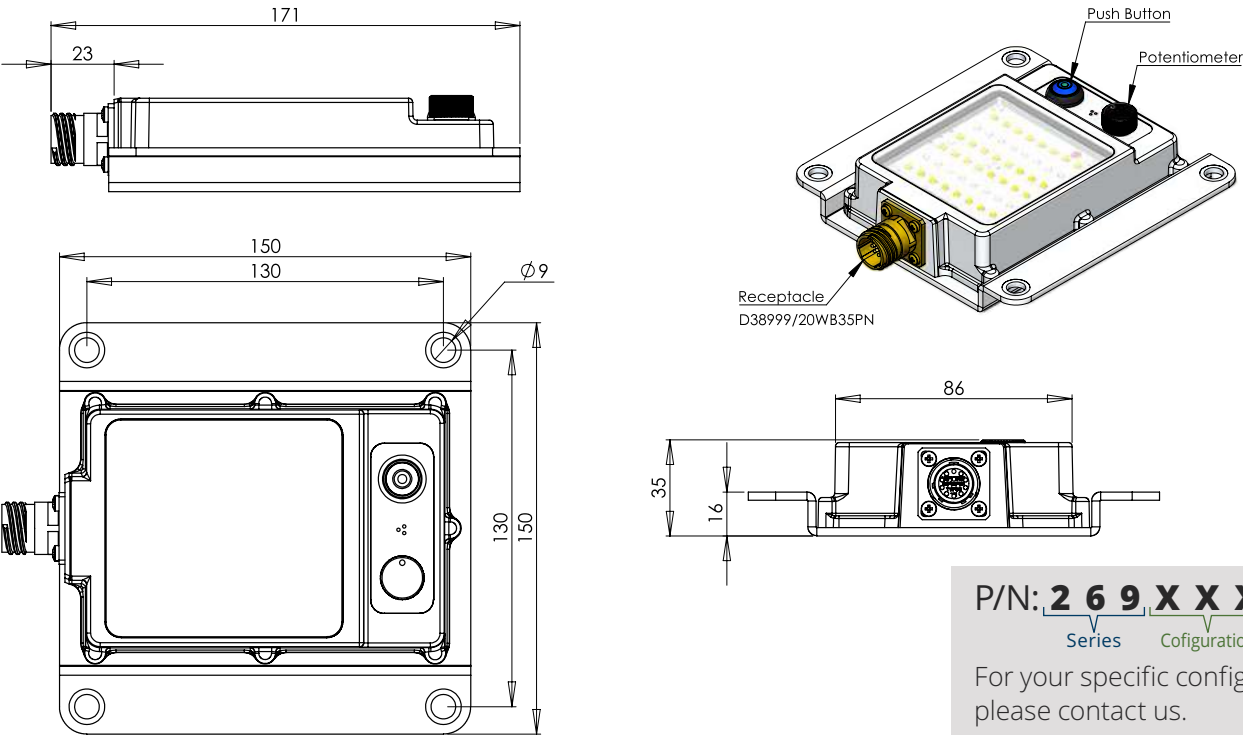
This series is new generation dome lights having a high light intensity and special operational features. With a low profile design, it is a perfect solution for illuminating land vehicles, vessel and mobile tactical shelters. Two operation modes are available, White light mode and Blackout light mode, selectable by a pushbutton. Light intensity is controllable from 5% to 100%. Various base plates are available to fit any retrofit or new mounting position.

Features

- Dual Color**
White and Blackout light selectable through a push button.
- Dimming Control**
Dimming is enabled by a potentiometer located on the product.
- Vehicle's Battery Monitoring**
When the vehicle main battery voltage falls below a predetermined value (default of 21.5V), the system automatically shifts to "low voltage" visual alert.
- Backup Battery**
Active while mains are disconnected or during vehicle power supply failure event.
- Digital Signal Input**
Up to 7 digital inputs to trigger different features of the fixture.
- Simple Mounting**
Mounted by 4 screw holes located in the base plate.

Technical Specification

269 Series	
Input Voltage	16-33VDC
Input Current at 24VDC	740mA
Power Consumption at 24VDC	17.5 Watts
Input Over Voltage Protection	Included
Input Reverse Voltage Protection	Included
Built-In EMI RFI Filter, Low Noise	MIL-STD-461E
Light Source	LEDs
White Light Output (at 1 meter)	Typical 1,100 Lux @ Center
White CCT	4000K / 5700K
Blackout Color	Blue / Red / Green / Other
Light Beam Angle	80°
Intensity Control (White & Blackout)	5-100%
Operating Temperature Range	-40°C to +71°C
Dimensions	150×150×35mm 5.9×5.9×1.37in
Weight	620g (1.37lbs)
Basic Receptacle Type	NSN 5935-00-622-4948
Basic PIN Functional Description	A (+) 28V White
	B (-) Return
	C (+) 28V Blackout



P/N: **2 6 9 X X X**
Series Configuration

For your specific configuration, please contact us.

Round Dome Light

265 Series



The LED based dome light is designed to provide general purpose illumination within armored vehicles. Two operation modes are available, White light mode and Blackout light mode. Operation mode is determined by a central command box within the vehicle connected to the fixture through a suitable cable. Light intensity is controllable from 0% to 100%.

Features

- Dual Color**

White and Blackout light selectable through a push button.
- Backup Battery**

Active while mains are disconnected or during vehicle power supply failure event.
- Dimming Control**

Dimming is enabled by a potentiometer located on the product.
- Simple Mounting**

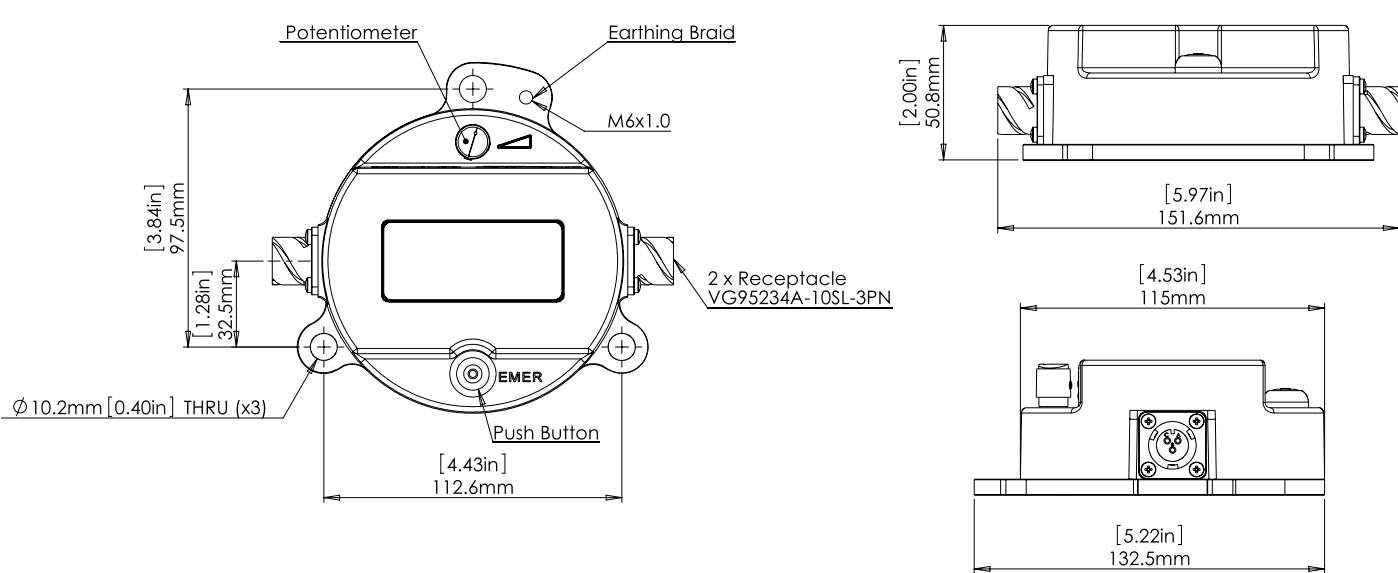
Mounted by 3 screw holes located in the base plate.
- Vehicle's Battery Monitoring**

When the vehicle's battery voltage falls below a predetermined value (default of 21.5V), the system automatically shifts to "low voltage" visual alert.
- Linkable**

The unit utilizes two VG95234A-10SL-3PN receptacles enabling "Daisy chain" connection of several fixtures.

Technical Specification

265 Series	
Input Voltage	16-33VDC
Input Current at 24VDC	160mA
Power Consumption at 24VDC	3.8 Watts
Input Over Voltage Protection	Included
Input Reverse Voltage Protection	Included
Built-In EMI RFI Filter, Low Noise	MIL-STD-461E
Light Source	LEDs
White Light Output (at 1 meter)	Typical 100 Lux @ Center
White CCT	4000K / 5700K
Blackout Color	Blue / Red / Green / Other
Light Beam Angle	100°
Intensity Control (White & Blackout)	1-100%
Operating Temperature Range	-40°C to +71°C
Dimensions	115×50.8mm 4.53×2.00in
Weight	760g (1.70lbs)
Basic Receptacle Type	VG95234A-10SL-3PN
Basic PIN Functional Description	A (+) 28V White
	B (-) Return
	C (+) 28V Blackout



P/N: **265XXX**

Series Configuration

For your specific configuration, please contact us.

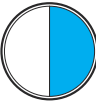
Low Profile Round Dome Light


266 Series





The LED based dome light is designed to provide general purpose illumination within armored vehicles. Two operation modes are available, White light mode and Blackout light mode. Operation mode is determined by a central command box within the vehicle connected to the fixture through a suitable cable. Light intensity is controllable from 5% to 100%. The product is designed to meet the rigorous requirements of military ground vehicle environments.


Features


- 

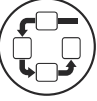
Dual Color
White and Blackout light selectable through a push button.
- 

Dimming Control
Dimming is enabled by a potentiometer located on the product.
- 

Backup Battery
Active while mains are disconnected or during vehicle power supply failure event.
- 

Vehicle's Battery Monitoring
When the vehicle's battery voltage falls below a predetermined value (default of 21.5V), the system automatically shifts to "low voltage" visual alert.
- 

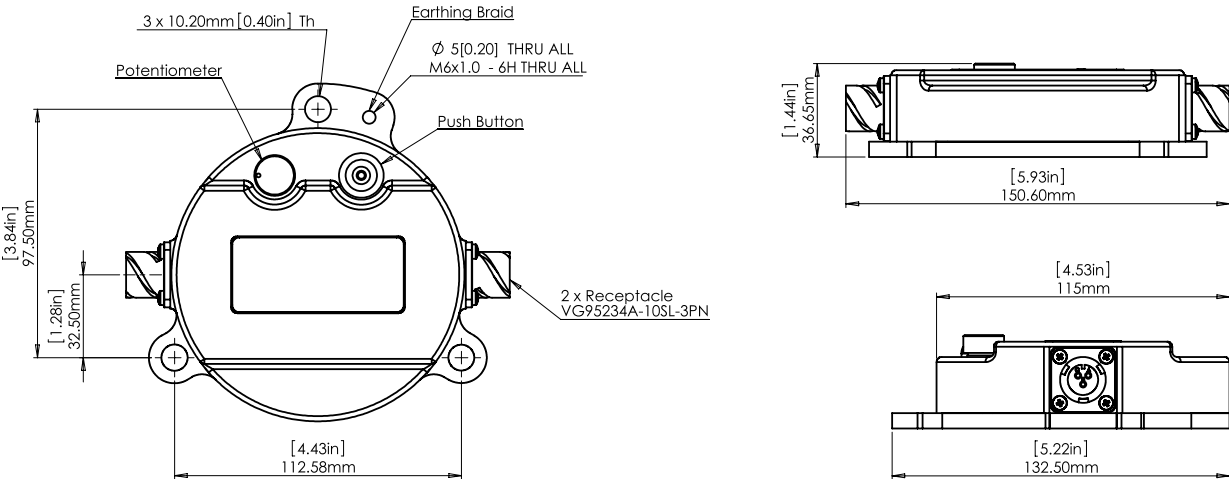
Digital Signal Input
Up to 7 digital inputs to trigger different features of the fixture.
- 

Simple Mounting
Mounted by 3 screw holes located in the base plate.
- 

Linkable
The unit utilizes two VG95234A-10SL-3PN receptacles enabling "Daisy chain" connection of several fixtures.

Technical Specification

266 Series	
Input Voltage	16-33VDC (9-16VDC on demand)
Input Current at 24VDC	200mA
Power Consumption at 24VDC	4.8 Watts
Input Over Voltage Protection	Included
Input Reverse Voltage Protection	Included
Built-In EMI RFI Filter, Low Noise	MIL-STD-461E
Light Source	LEDs
White Light Output (at 1 meter)	Typical 130 Lux @ Center
White CCT	4000K / 5700K
Blackout Color	Blue / Red / Green / Other
Light Beam Angle	100°
Intensity Control (White & Blackout)	5-100%
Operating Temperature Range	-40°C to +71°C
Dimensions	112×37mm 4.40×1.45in
Weight	630g (1.70lbs)
Basic Receptacle Type	VG95234A-10SL-3PN
Basic PIN Functional Description	A (+) 28V Blackout
	B (-) Return
	C (+) 28V White



P/N: **266XXX**
Series Configuration

For your specific configuration, please contact us.

Compact Dome Light

283 Series



The LED based compact dome light is designed to provide general-purpose illumination within armored vehicles.

Two operation modes are available, White light mode and Blackout light mode.

A 3-state rotary switch selects between On, Off and Auto mode. In Auto mode, white or blackout light is switched according to an external "door" signal.

The product is designed to meet the rigorous requirements of military ground vehicle environments.

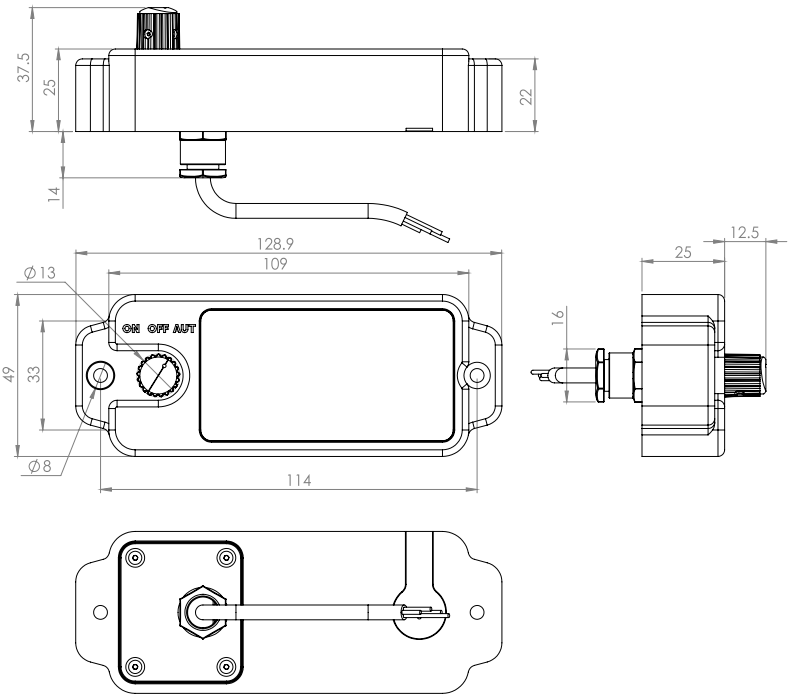
Features

- M/A

Manual or Auto Operation Mode
(according to door state).
- Simple Mounting
Mounted by two holes in device case to accommodate Ø4mm screws.
- Dual Color
White and Blackout light.
- Compact Design
Small and low-profile design.
- External Analog Signal Input
For choosing White or Blackout Color.

Technical Specification

283 Series	
Input Voltage	16-33VDC (9-16VDC on demand)
Input Current at 24VDC	166mA
Power Consumption at 24VDC	4 Watts
Input Over Voltage Protection	Included
Input Reverse Voltage Protection	Included
Over Temperature Protection	Included
Light Source	LEDs
White Light Output (at 1 meter)	Typical 70 Lux @ Center
White CCT	3000K / 4000K / 5700K
Blackout Color	Blue/Red/Green/Other
Light Beam Angle	120°
Light Intensity Control (White & Blackout)	N/A
Operating Ambient Temperature Range	-40°C to +65°C
Dimensions	129×49×24mm 5.08×1.93×0.94in
Weight	280g (0.618lbs)
Connection Cable	4 Wires Stripped End
Cable Cord Detailed Color & Purpose	Brown (+) 28V Blackout
	Green (-) Return
	White (+) 28V Door Switch
	Yellow 0v = Blackout, 28v = White



P/N: **283XXX**

Series Configuration
For your specific configuration, please contact us.

High Intensity Low Profile Dome Light

293 Series



The LED based dome high intensity light designed to provide wide area illumination for mobile tactical shelters, land vessel and marine applications. Two operation modes are available, White light mode and Blackout light mode. Operation mode is selectable by a pushbutton, if the fixture is reachable, or by a remote control box in case of high installation. Light intensity is controllable from 5% to 100%.

Features

- Dual Color**

White and Blackout light selectable through a pushbutton or remote control box.
- Digital Signal Input**

Up to 7 digital inputs to trigger different features of the fixture.
- Dimming Control**

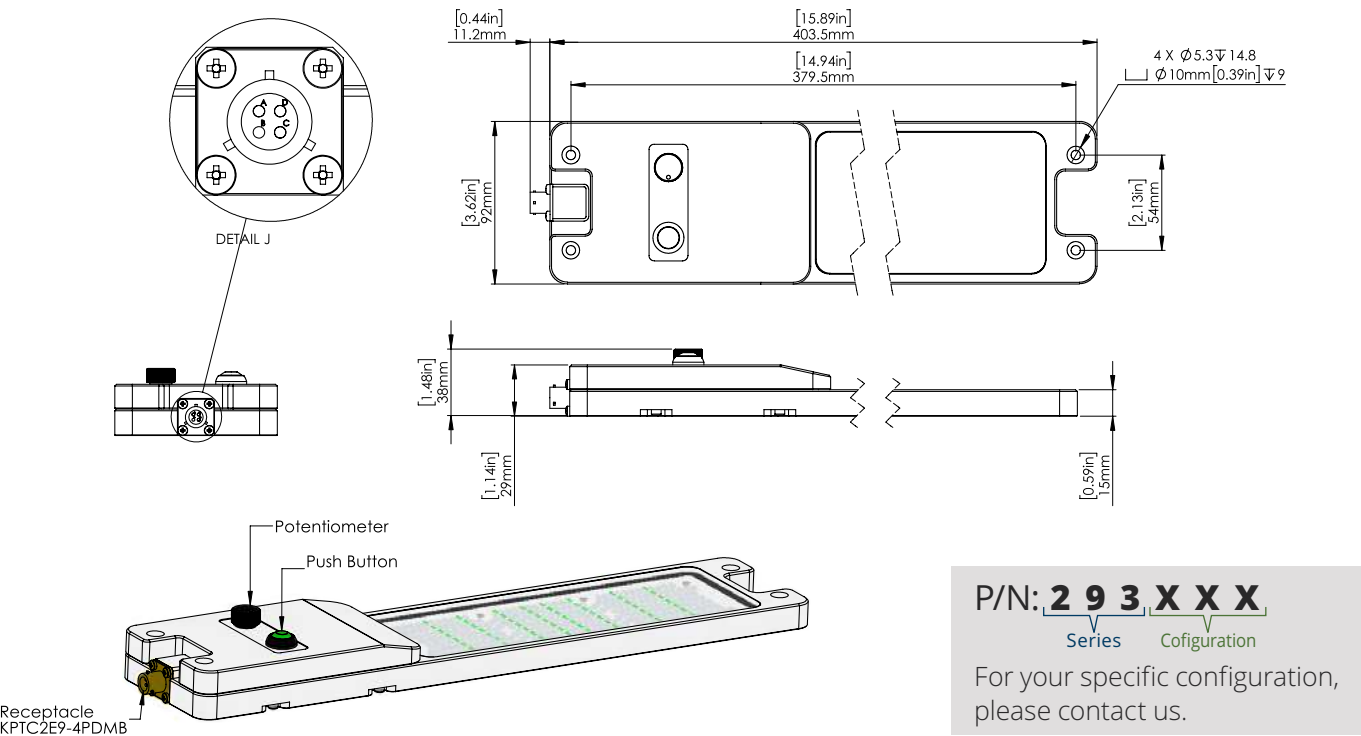
Dimming enabled by a potentiometer located on the product. An external PWM dimming control signal is available for remote control.
- Simple Mounting**

Mounted by 4 screw holes located in the base plate.
- Vehicle's Battery Monitoring**

When the vehicle main battery voltage falls below a predetermined value (default of 21.5V), the system automatically shifts to "low voltage" visual alert.

Technical Specification

293 Series	
Input Voltage	16-33VDC
Input Current at 24VDC	960mA
Power Consumption at 24VDC	23 Watts
Input Over Voltage Protection	Included
Input Reverse Voltage Protection	Included
Built-In EMI RFI Filter, Low Noise	MIL-STD-461E
Light Source	LEDs
White Light Output (at 1 meter)	Typical 1,100 Lux @ Center
White CCT	4000K / 5700K
Blackout Color	Blue / Red / Green / Other
Light Beam Angle	120°
Intensity Control (White & Blackout)	1-100%
Operating Temperature Range	-20°C to +49°C
Dimensions	403.5×92×37.3mm 15.9×3.62×1.47in
Weight	1,300g (2.65lbs)
Basic Receptacle Type	VG95234A-10SL-3PN
Basic PIN Functional Description	A (+) 28V Blackout
	B (-) Return
	C (+) 28V White



Swivel Dome Light

268 Series



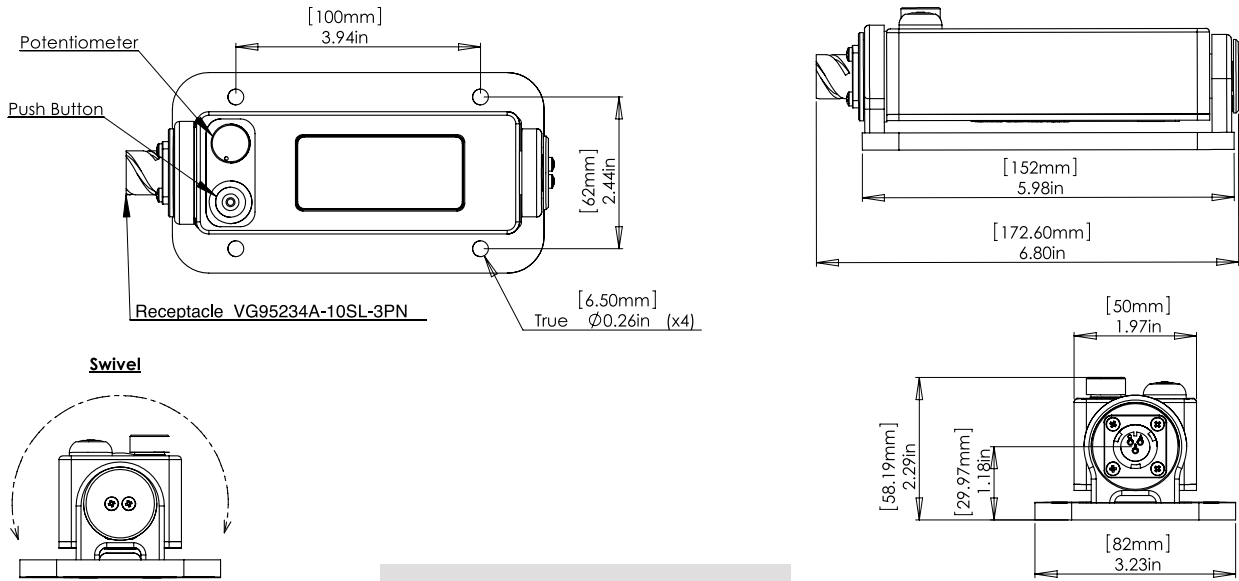
The LED based Swivel dome light is an advanced solution for armored vehicles illumination. Two operation modes are available, White light mode and Blackout light mode. Light intensity is controllable from 5% to 100%. Rotation of the light module enables adjustment to a desired light direction. Local and central control is available to support various applications.

Features

- Dual Color**
White and Blackout light selectable through a push button.
- Dimming Control**
Dimming is enabled by a potentiometer located on the product.
- Vehicle's Battery Monitoring**
When the vehicle main battery voltage falls below a predetermined value (default of 21.5V), the system automatically shifts to "low voltage" visual alert.
- Backup Battery**
Active while mains are disconnected or during vehicle power supply failure event.
- Digital Signal Input**
Up to 7 digital inputs to trigger different features of the fixture.
- Simple Mounting**
Mounted by 4 screw holes located in the base plate.

Technical Specification

268 Series	
Input Voltage	16-33VDC (9-16VDC on demand)
Input Current at 24VDC	370mA
Power Consumption at 24VDC	8.8 Watts
Input Over Voltage Protection	Included
Input Reverse Voltage Protection	Included
Built-In EMI RFI Filter, Low Noise	MIL-STD-461E
Light Source	LEDs
White Light Output (at 1 meter)	Typical 280 Lux @ Center
White CCT	4000K / 5700K
Blackout Color	Blue / Red / Green / Other
Light Beam Angle (swivel)	270°
Intensity Control (White & Blackout)	5-100%
Operating Temperature Range	-40°C to +71°C
Dimensions	176×82×58mm 6.94×3.23×2.30in
Weight	400g (2.00lbs)
Basic Receptacle Type	VG95234A-10SL-3PN
Basic PIN Functional Description	A (+) 28V Blackout Light
	B (-) Return
	C (+) 28V White Light



P/N: **268XXX**
 Series Configuration
 For your specific configuration, please contact us.

Removable Swivel Dome Light

260 Series



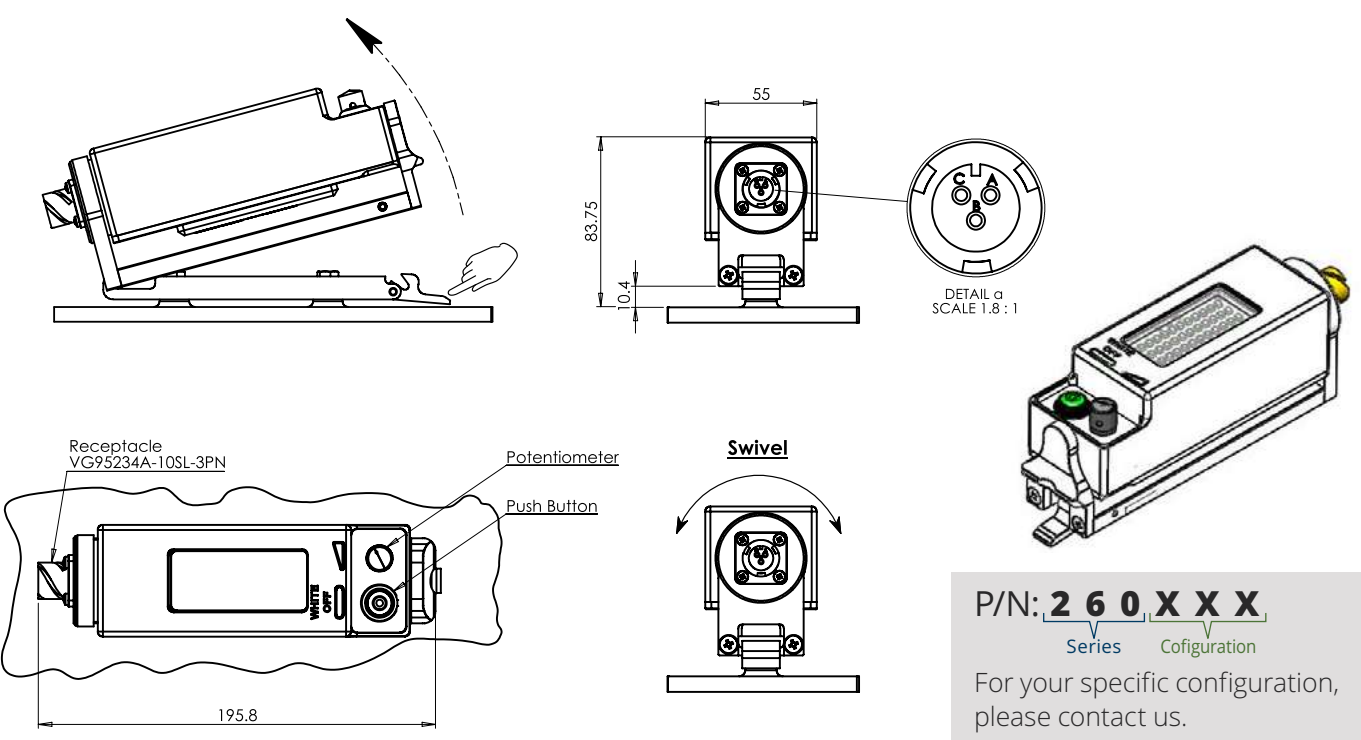
The LED based Swivel dome light designed to provide general-purpose illumination within armored vehicles. Two operation modes are available, White light mode and Blackout light mode. The light is dimmable and equipped with backup batteries. Removal of the light from its base enables its use as a handheld light for tasks that require it. An optional powerful magnet on the back of the fixture enable the fixture to be attached to a metal surface, leaving the hands of the crew free for their task. Rotation of the light module enables adjustment to a desired light direction. The product is designed to meet the rigorous requirements of military ground vehicle environments.

Features

- Dual Color**
White and Blackout light selectable through a toggle.
- Dimming Control**
Dimming is enabled by a potentiometer located on the product.
- Backup Battery**
Active while mains are disconnected or during vehicle power supply failure event.
- Vehicle's Battery Monitoring**
When the vehicle main battery voltage falls below a predetermined value (default of 21.5V), the system automatically shifts to "low voltage" visual alert.
- Digital Signal Input**
Up to 7 digital inputs to trigger different features of the fixture.
- Removable**
Enables its use as a handheld light for tasks that require it.
- Magnetic Mount Option**
Enables Vehicle's crew to use the product in various locations for different tasks.
- Simple Mounting**
Permanent latch base mounted by two screw holes.

Technical Specification

260 Series	
Input Voltage	16-33VDC (9-16VDC on demand)
Input Current at 24VDC	370mA
Power Consumption at 24VDC	8.8 Watts
Input Over Voltage Protection	Included
Input Reverse Voltage Protection	Included
Built-In EMI RFI Filter, Low Noise	MIL-STD-461E
Light Source	LEDs
White Light Output (at 1 meter)	Typical 280 Lux @ Center
White CCT	4000K / 5700K
Blackout Color	Blue / Red / Green / Other
Light Beam Angle (swivel)	360°
Intensity Control (White & Blackout)	5-100%
Operating Temperature Range	-40°C to +71°C
Dimensions	196×55×58mm 7.72×2.17×2.30in
Weight	920g (2.00lbs)
Basic Receptacle Type	VG95234A-10SL-3PN
Basic PIN Functional Description	A (+) 28V Blackout Light
	B (-) Return
	C (+) 28V White Light



Flexible Task Light

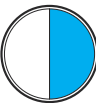
230 Series





The Dimmable LED based "Gooseneck" light is designed to provide spot and flood illumination within armored vehicles. A perfect map and task light solution suitable for Land, Vessel, Marine and Aircraft military applications. Two operation modes are available, White light mode and Blackout light mode selected by a pushbutton. The task light is high efficient and robust, equipped with backup batteries and supports unique operational features.


Rotation of the light module enables adjustment to a desired light direction.


Features


- 

Dual Color
White and Blackout light selectable by an illuminated pushbutton.
- 

Backup Battery
Active while mains are disconnected or during vehicle power supply failure event.
- 

Dimming Control
Dimming is enabled by a potentiometer located on the product.
- 

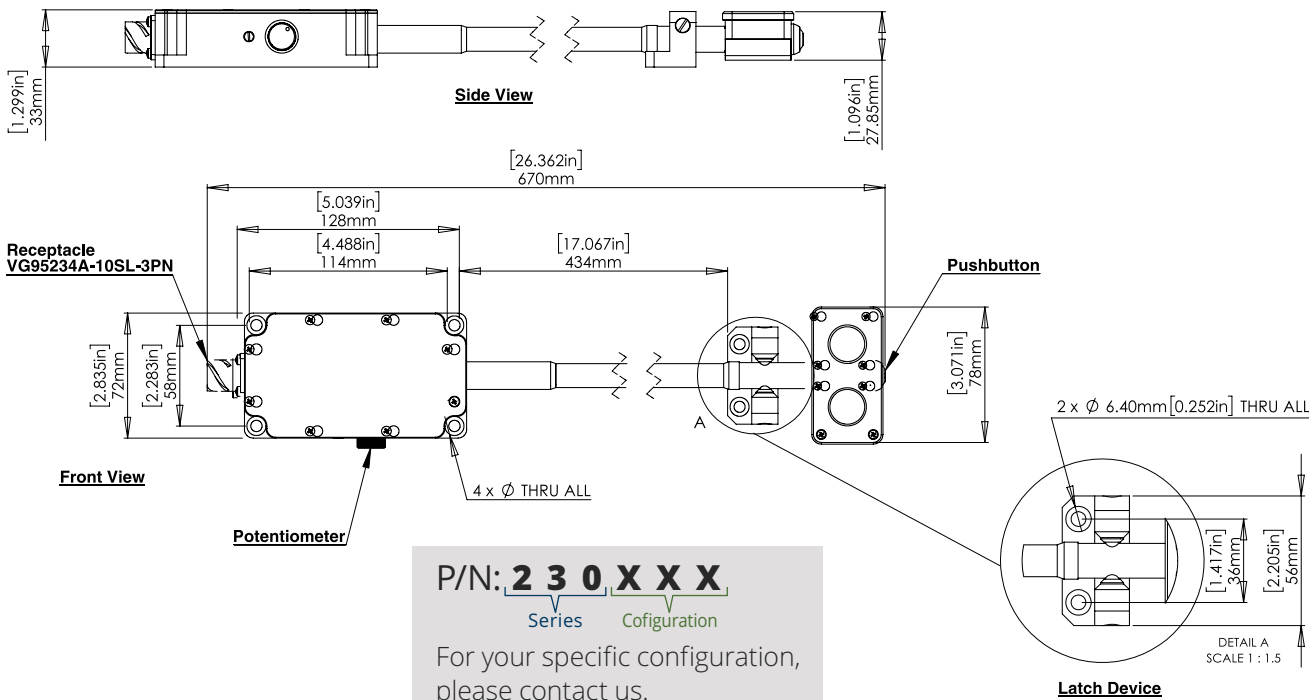
Digital Signal Input
Up to 7 digital inputs to trigger different features of the fixture.
- 

Vehicle's Battery Monitoring
When the vehicle main battery voltage falls below a predetermined value (default of 21.5V), the system automatically shifts to "low voltage" visual alert.
- 

Simple Mounting
Mounted by 4 screw holes located in the base box.

Technical Specification

230 Series	
Input Voltage	16-33VDC (9-16VDC on demand)
Input Current at 24VDC	0.30mA
Power Consumption at 24VDC	7.2 Watts
Input Over Voltage Protection	Included
Input Reverse Voltage Protection	Included
Built-In EMI RFI Filter, Low Noise	MIL-STD-461E
Light Source	LEDs
White Light Output (at 1 meter)	Typical 1500 Lux @ Center
White CCT	3000K / 4000K / 5700K
Blackout Color	Blue / Red / Green / Other
Light Beam Angle	30°
Intensity Control (White & Blackout)	5-100%
Operating Temperature Range	-24°C to +63°C
Dimensions	669×72×33mm 26.35×2.84×1.30in
Weight	1027g (2.00lbs)
Receptacle Pin-out	VG95234A-10SL-3PN
PIN Functional Description	A (+) 28V Blackout Light
	B (-) Return
	C (+) 28V White Light



Head Light

270 Series



The LED based Head Light is designed to provide wide angle illumination for armored vehicles. It has a lightweight construction made of aluminum, and it is fully waterproof. High and low intensity modes are controlled by means of two connectors. The Head Light is designed to meet the rigorous requirements of military ground vehicle environments.

Features



High-Low Illumination modes
Enables two illumination modes:

- High light intensity
- Low light intensity

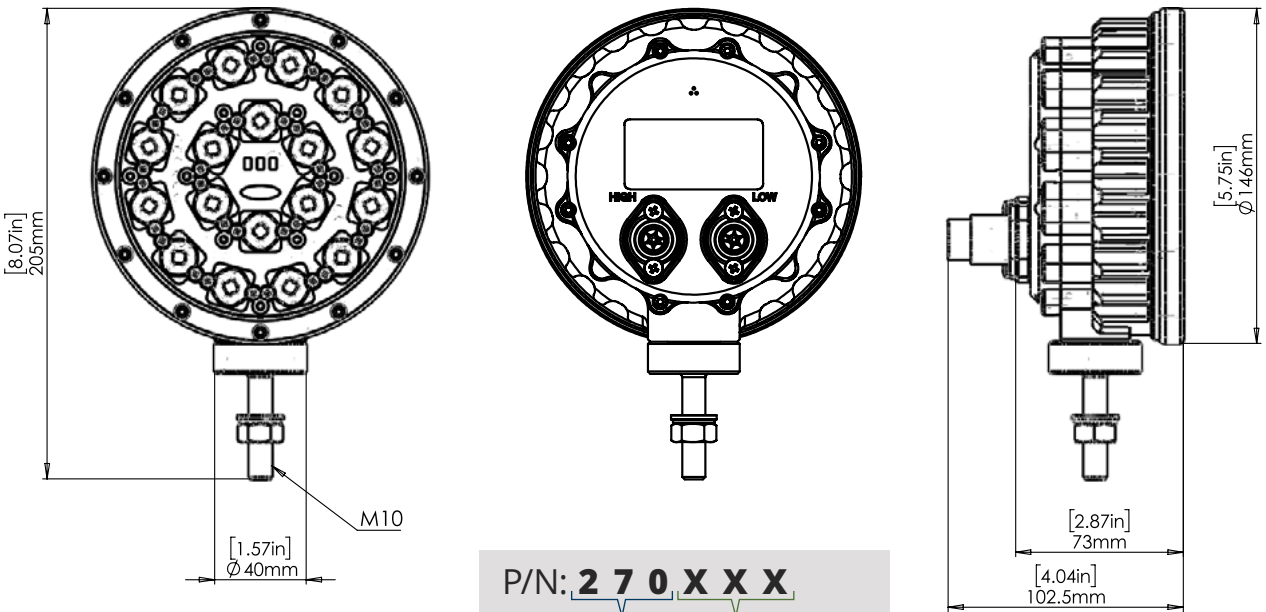


Simple Mounting
Mounted using an M10 threaded pin located at the device base plate.

Technical Specification

270 Series

Input Voltage	16-33VDC
High intensity Input Current at 24VDC	1A
Low intensity Input Current at 24VDC	0.67A
Power Consumption at 24VDC	24 Watts
Input Over / Under Voltage Protection	Included
Input Reverse Voltage Protection	Included
Built-In EMI RFI Filter, Low Noise	MIL-STD-461E
Light Source	LEDs
Light Intensity (at 5 meters)	200 Lux
White CCT	3000K / 4000K / 5700K
Light Beam Angle	35° / 65°
Intensity Control	High / Low
Operating Temperature Range	40°C to +71°C
Dimensions	Ø 146×80mm Ø 5.75×3.15in
Weight	1.5Kg (3.3lbs)
Electrical Connection	Plug NSN 7064961
PIN Functional Description	Left Plug 16-33V High
	Fastening Bolt (-) Return
	Right Plug (+) 16-33V Low



P/N: **270XXX**
Series Configuration

For your specific configuration, please contact us.

LED Head Light

271 Series



The LED based head light is designed to provide wide angle illumination for armored vehicles. The design utilizes a solid-state constant current drive circuit to achieve a consistent and efficient light output at an input voltage range of 16-33VDC. The product is designed to meet the rigorous requirements of military ground vehicle environments.

Features



High Light Intensity
3750 Lumens.



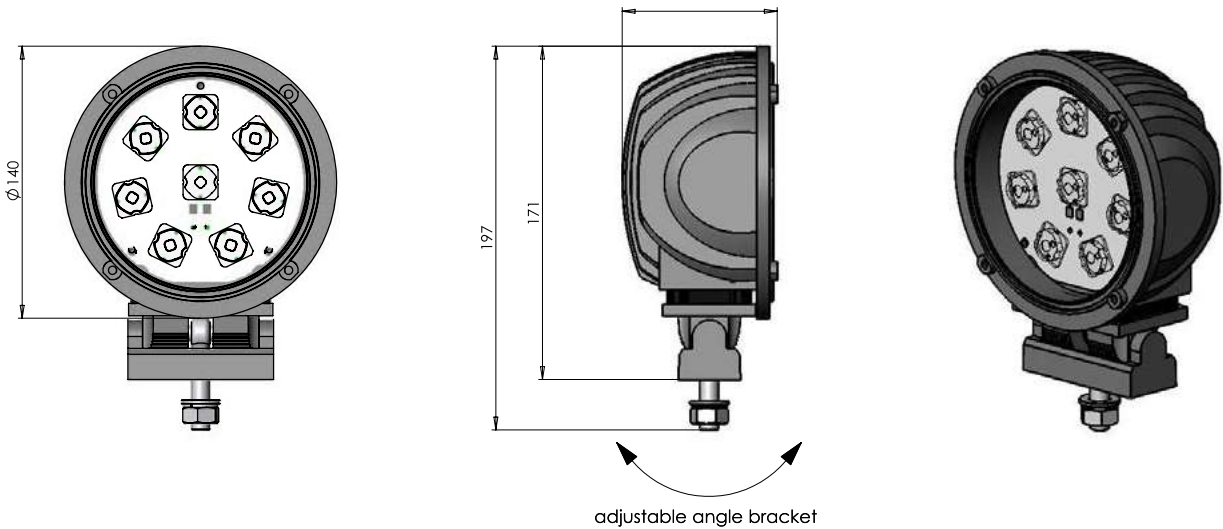
Adjustable Tilt
Vertical and horizontal tilt.



Simple Mounting
Mounted using an M10 threaded pin located at the device base plate.

Technical Specification

271 Series	
Input Voltage	16-33VDC
Input Current at 24VDC	1250mA
Power Consumption at 24VDC	30 Watts
Input Over/Under Voltage Protection	Included
Input Reverse Voltage Protection	Included
Built-In EMIRFI Filter, Low Noise	MIL-STD-461E
Light Source	LEDs
White Light Output (at 5 meter)	Typical 200 Lux @ Center
White CCT	4000K/5000K/5700K
Light Beam Angle	35°/65°
Light Intensity Control	N/A
Operating Ambient Temperature Range	-20°C to +50°C
Dimensions	Ø 140×80mm Ø 5.5×3.15in
Weight	1.2Kg (2.65lbs)
Basic Receptacle Type	2 cords cable
Basic PIN Functional Description	A (+) Power 28V B (-) Power Return



P/N: **271XXX**
Series Configuration

For your specific configuration,
please contact us.

Rear Light with Tactical Signals

294 Series



The LED based rear light is designed to provide a powerful white illumination for a vehicle's rear area. Two operation modes are available, White light mode and red/green/blue/yellow light sources to serve different combat tactical signal requirements.

Features



High Light Intensity
3650 Lumens.



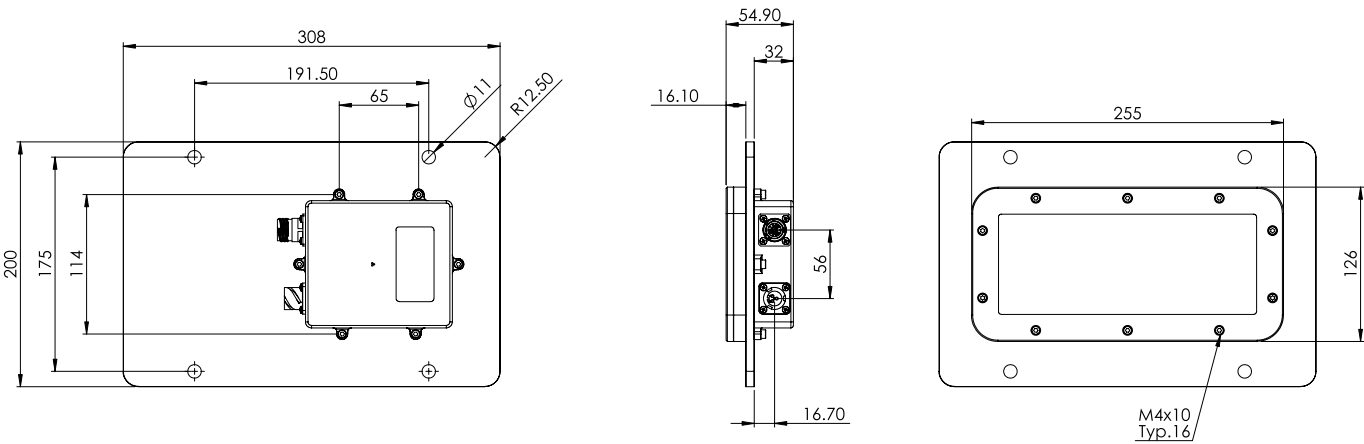
Simple Mounting
Mounted using an M10 threaded pin located at the device base plate.



Dual Mode
White or Tactical red/green/blue/yellow selectable by a command box within the vehicle.

Technical Specification

294 Series	
Input Voltage	16-33VDC
Input Current at 24VDC	1050mA
Power Consumption at 24VDC (White mode)	25W
Power Consumption at 24VDC (Color mode)	7.2W
Input Over/Under Voltage Protection	Included
Input Over Temperature Protection	Included
Input Reverse Voltage Protection	Included
Built-In EMI RFI Filter, Low Noise	MIL-STD-461E
Light Source	LEDs
White Light Output (at 1 meter)	Typical 1050 Lux @ Center
White CCT	4000K/5700K
Signal colors	red/green/blue/yellow
Light Beam Angle	120°
Light Intensity Control (White & Blackout)	N/A
Operating Ambient Temperature Range	-24°C to +63°C
Dimensions	308×200×54.9mm 12.3×7.87×2.16in
Weight	2.4Kg (5.3lbs)
Receptacle Type	According to customer demand



P/N: **294XXX**
Series Configuration

For your specific configuration,
please contact us.

Intelligent lighting Systems for Armored Vehicles
Eltam Lighting Technologies, Israel
A part of Eltam-Stenitz Lighting Industries A.C.S LTD

Contact:

Menashi Shamash, CEO
Kibbutz Ein HaShofet, Israel
Tel: +972(4)-9035300 | Cell Phone: +972 52-542-7570
www.eltam-eh.co.il | menashi@eltam-eh.com